



GRANTS.GOVSM

FIND. APPLY. SUCCEED.SM

Get Started with Grants.gov

Register for Grants.gov

- Free, secure Internet access brings all Federal grants to a single source
- Find and apply for opportunities more easily than ever before
- A one-time process for organizations
- Individuals, please review Grants.gov for more information





Register for Grants.gov in Three Easy Steps

- Step One: Register Your Organization
- Step Two: Register Yourself
- Step Three: Get Authorized by Your Organization



GRANTS.GOVSM

FIND. APPLY. SUCCEED.SM

*Step One:
Registering Your Organization*

What is a DUNS Number?

Your organization must have a DUNS (Data Universal Number System) Number to register for Grants.gov.

- DUNS uniquely identifies your organization to the Federal government
- Helps the government keep track of how Federal grant money is distributed
- DUNS numbers are issued by Dun & Bradstreet

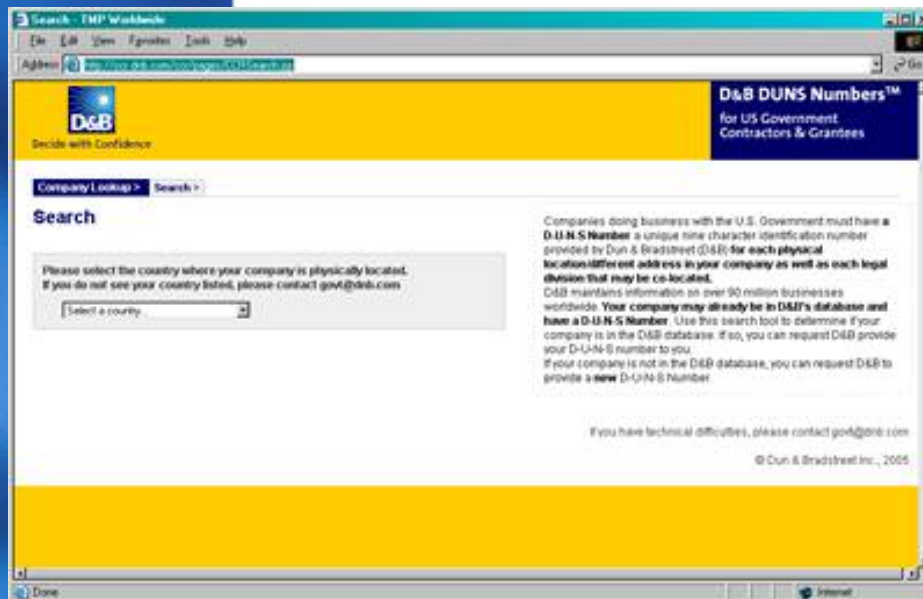


*Does your organization have a
DUNS number?*

- Request DUNS number from grant administrator
- Request DUNS number from Chief Financial Officer

Obtain a DUNS Number

If you do not have an existing DUNS number, you'll need to obtain a new one before registering for Grants.gov



- Call 1-866-705-5711 – Dun and Bradstreet DUNS hotline, or visit www.dnb.com and click “Get a D&B D-U-N-S number”
- Request a number for your organization
- Receive the DUNS number – free of charge – at the conclusion of the call

Register Your Organization with CCR

CCR is the government's Central Contractor Registry

- CCR is the central repository for organizations working with the Federal government



- Visit www.ccr.gov to see if your organization has already been registered
- Register your organization if it isn't already
- Designate an E-Business Point of Contact
- Set up an M-PIN for use during authorization



*Step Two:
Registering Yourself as an Authorized
Organization Representative*

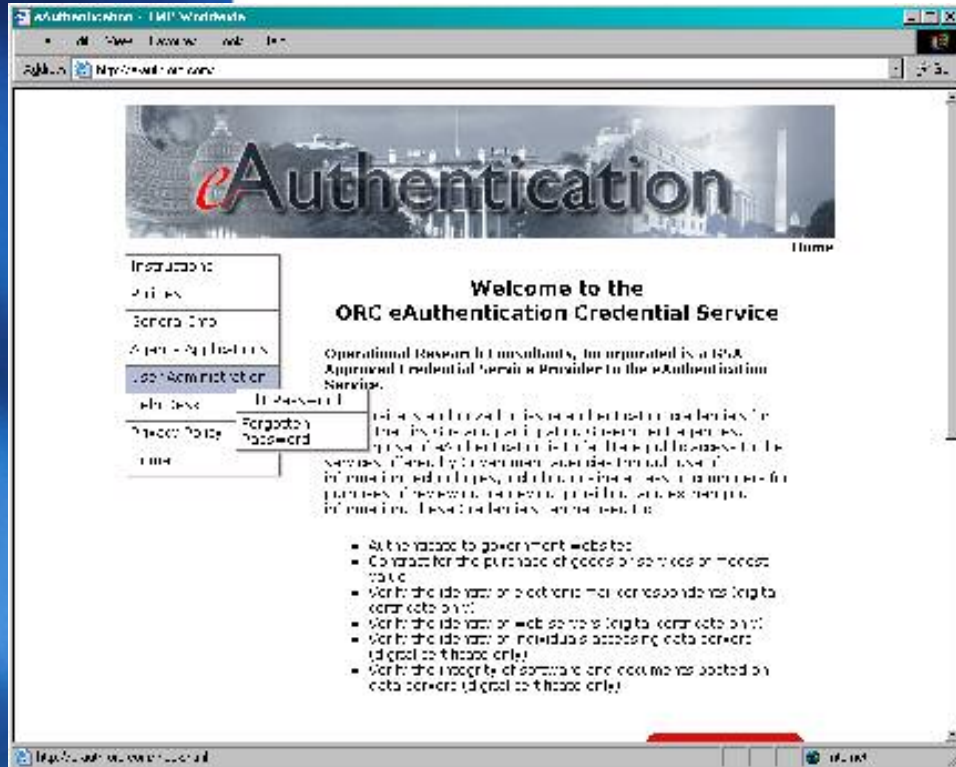
Register with Grants.gov as an AOR

Become authorized to submit grant applications on behalf of your organization.

Obtain a username and password by visiting www.grants.gov/register1

- Enter your organization's DUNS number to access registration form

Create your username and password



- Create your username immediately
- Create your own password
- Request forgotten password

Create Your AOR Profile

Register your username and password and establish an AOR profile

- Complete form
- Save profile information
- Profile uploaded to Grants.gov instantly



The screenshot shows a web browser window displaying the Grants.gov registration page. The browser's address bar shows the URL <https://apply.grants.gov/Grantsgov/Register>. The page header includes the Grants.gov logo and navigation links such as "Grantors", "Applicants", "EBiz", "About Us", "Resources", "P.L. 106-107", "Privacy", and "FAQ". The main content area is titled "Register with Grants.gov" and contains instructions for users who have registered with a Credential Provider. It prompts the user to enter their username and password from the provider and provides a registration form with fields for "Username" and "Password", and a "Register" button. A red error message above the form reads: "Please enter your Username and Password to Register with Grants.gov." The left sidebar contains sections for "GET STARTED" (with links for EBiz POCs, AORs, Individuals, and Grant Researchers), "QUICK LINKS", and "REGISTRATION CHECKLISTS".





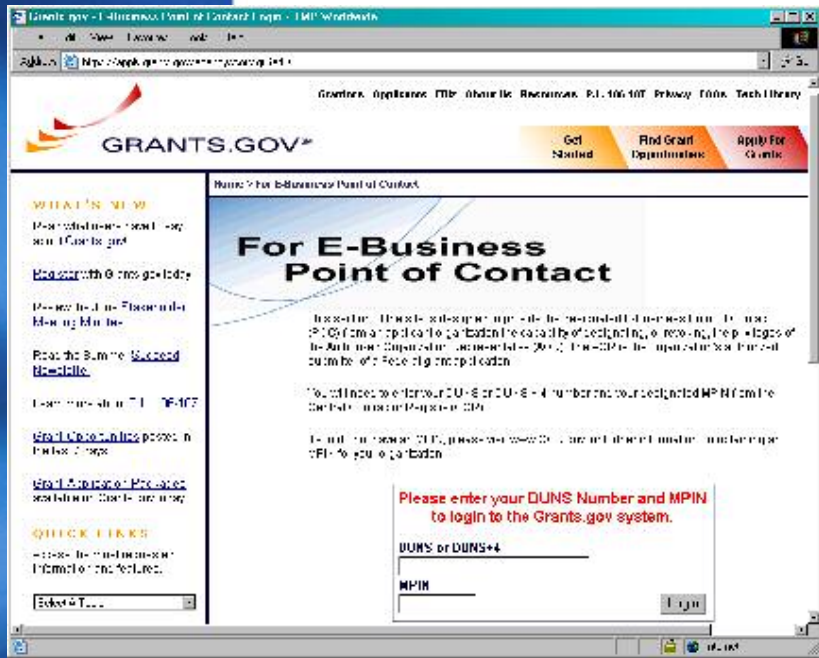
*Step Three: Get Authorized by Your
Organization*

Gain Authorization from Your POC

Your organization must authorize you to submit applications on its behalf to Grants.gov. Ask your E-Business Point of Contact for authorization.

For you to be authorized, your E-Business Point of Contact must:

- Log-in to Grants.gov
- Enter organization's DUNS number and PIN
- Select you as an AOR
- Authorize you to submit grant applications
- Check your status at www.grants.gov/ForApplicants



Get Started Today.



Step One: Register Your Organization

Step Two: Register Yourself

Step Three: Get Authorized by Your Organization





Get Started Today.

Find and apply for the grants you're looking for.

Gain access through a single source.

Navigate more quickly and efficiently than ever before.

With Grants.gov it's easy as 1, 2, 3.



Contact Customer Support

- support@grants.gov
- **Grants.gov Contact Center: 1-800-518-4726**
 - **Hours of operation are Monday-Friday from 7:00 a.m. to 9:00 p.m.**